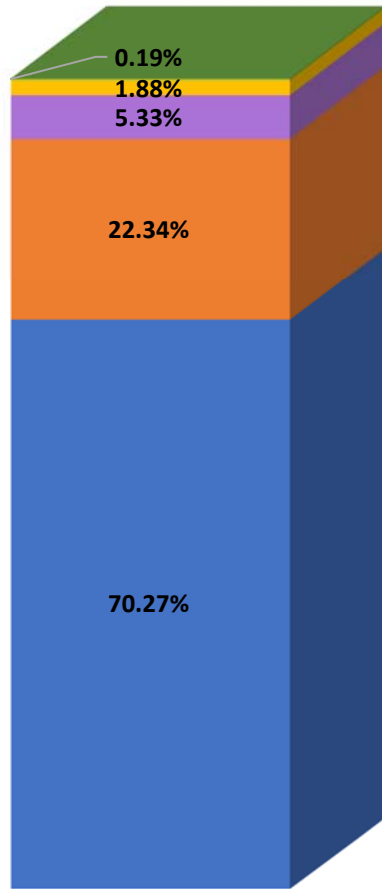


**History of Expenses by Program and Service Category**

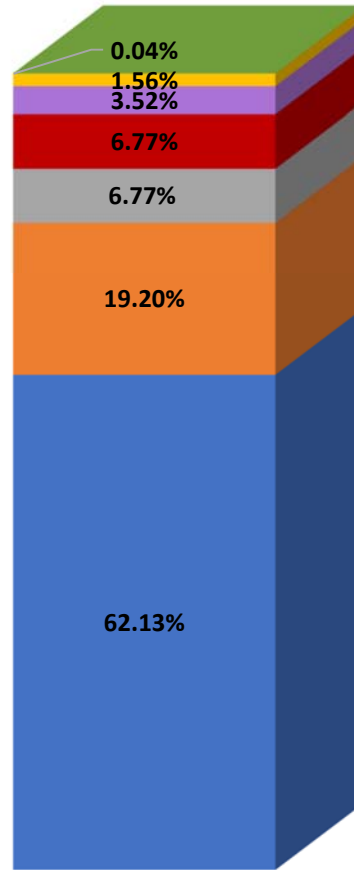
	<i><b>FY 2010 Actual</b></i>	<i><b>% of Total</b></i>	<i><b>FY 2010 Ind. Served</b></i>	<i><b>FY 2015 Actual</b></i>	<i><b>% of Total</b></i>	<i><b>FY 2015 Ind. Served</b></i>	<i><b>FY 2017 Actual</b></i>	<i><b>% of Total</b></i>	<i><b>FY 2017 Ind. Served</b></i>
<b>Family Support and Advocacy</b>									
Behavior Solutions Parent Training Workshops	125,750		22	145,324		28	76,121		14
Behavior Solutions Workshop Childcare	1,072		-	338		-	731		-
CAE Parent Training for Families	-		-	-		-	695		-
Family Forward Family Training & Education	-		-	51,250		32	107,165		69
FACT Advocacy	395,636		150	470,200		160	469,595		156
FACT Family Support Partner	-		-	51,250		90	387,455		386
St. Charles Coalition of Providers	29,996		-	26,600		-	27,024		-
United Services Family Support	10,563		105	11,789		132	10,930		125
<b>Total for Family Support and Advocacy</b>	<b>563,017</b>	<b>5.86%</b>	<b>277</b>	<b>756,751</b>	<b>7.15%</b>	<b>442</b>	<b>1,079,716</b>	<b>8.89%</b>	<b>750</b>

# FAMILY SUPPORT AND ADVOCACY

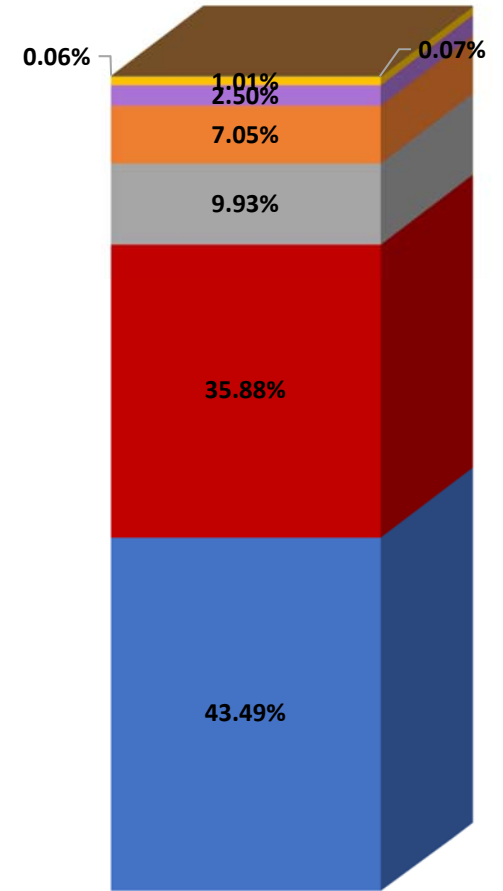
FY10 Percentages of Dollars Spent



FY15 Percentages of Dollars Spent



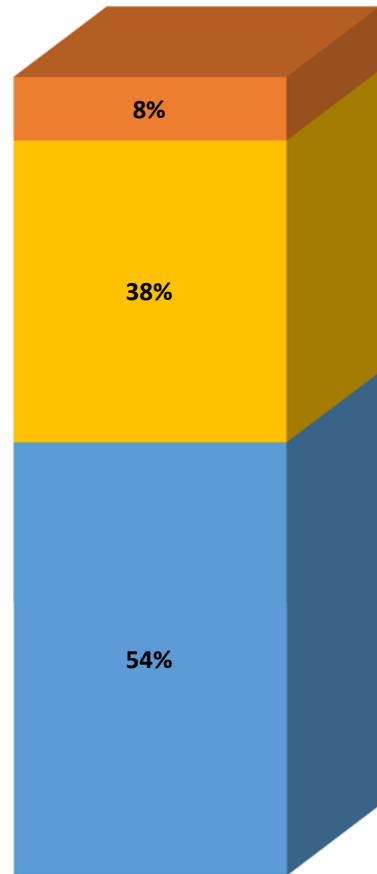
FY17 Percentages of Dollars Spent



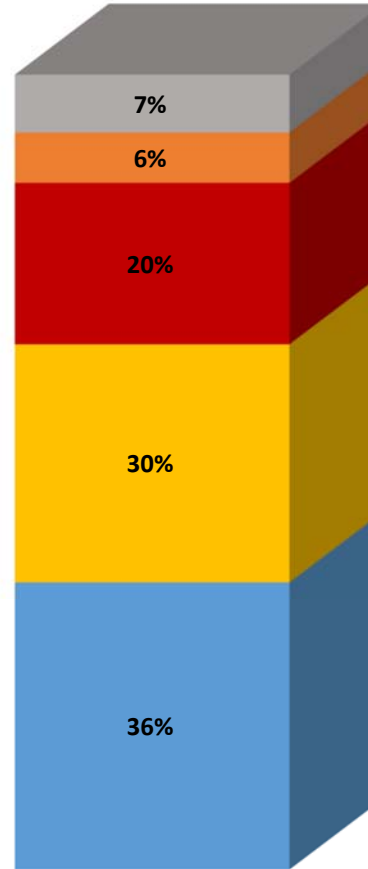
■ FACT Advoc. 
 ■ FACT FSP 
 ■ Fam. For. ST&E 
 ■ Beh. Sol. PTW 
 ■ SCC of Providers 
 ■ US Fam. Supp. 
 ■ Beh. Sol. WR 
 ■ CAE PT for Fam.

# FAMILY SUPPORT AND ADVOCACY

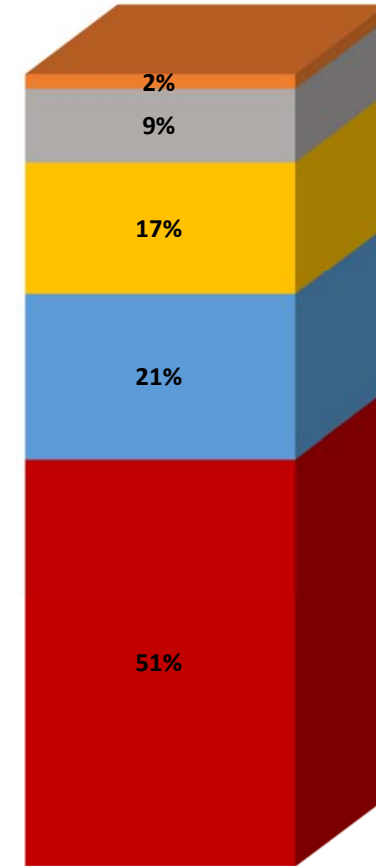
FY10 Percentages of Individuals Served



FY15 Percentages of Individuals Served



FY17 Percentages of Individuals Served



■ FACT Advoc. 
 ■ FACT FSP 
 ■ Fam. For. ST&E 
 ■ Beh. Sol. PTW 
 ■ SCC of Providers 
 ■ US Fam. Supp. 
 ■ Beh. Sol. WR 
 ■ CAE PT for Fam.